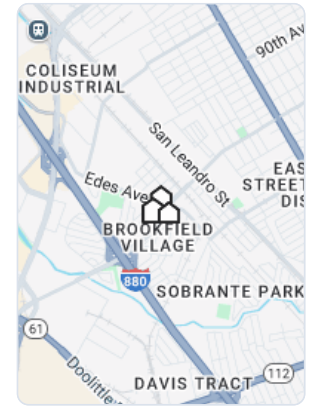
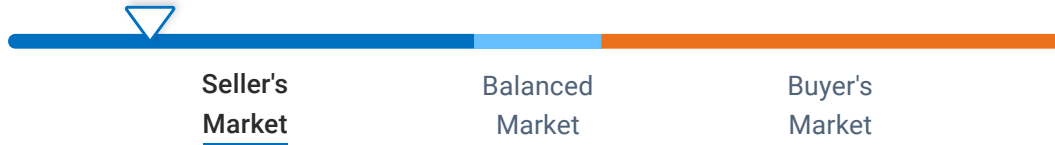


Market Trends

Property Type: SF + Condo/TH/Apt

November 2024

Market Type



Key Details

Months of Inventory	List to Sold Price %	Median Days in RPR	Median Sold Price
1.5 ↓ 25% MoM	104.9% ↓ 1.41% MoM	15 ↑ 7.14% MoM	\$1,150,000 ↑ 4.55% MoM

Realtors Property Resource®, LLC

Source: Listings

Median Estimated Property Value

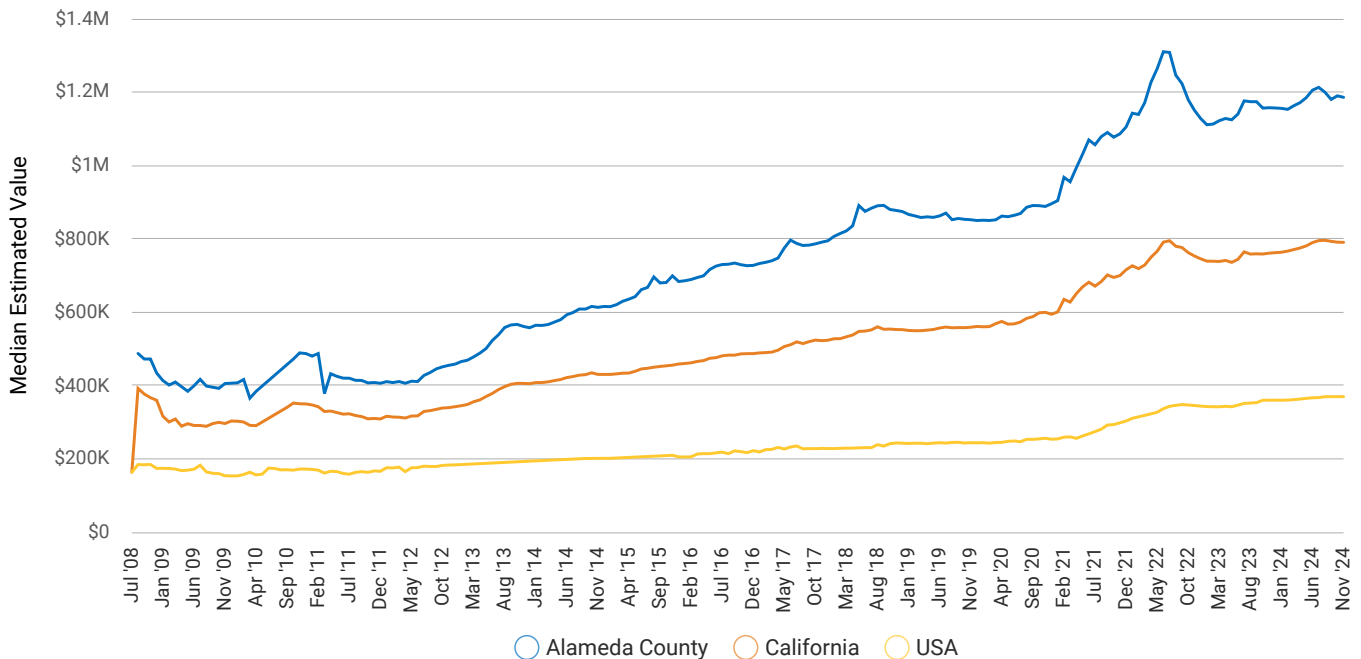
November 2024

Property Type: SF + Condo/TH/Apt

Median Estimated Value
\$1,185,710

Last Month Change
-0.3%

12 Month Change
+2.5%



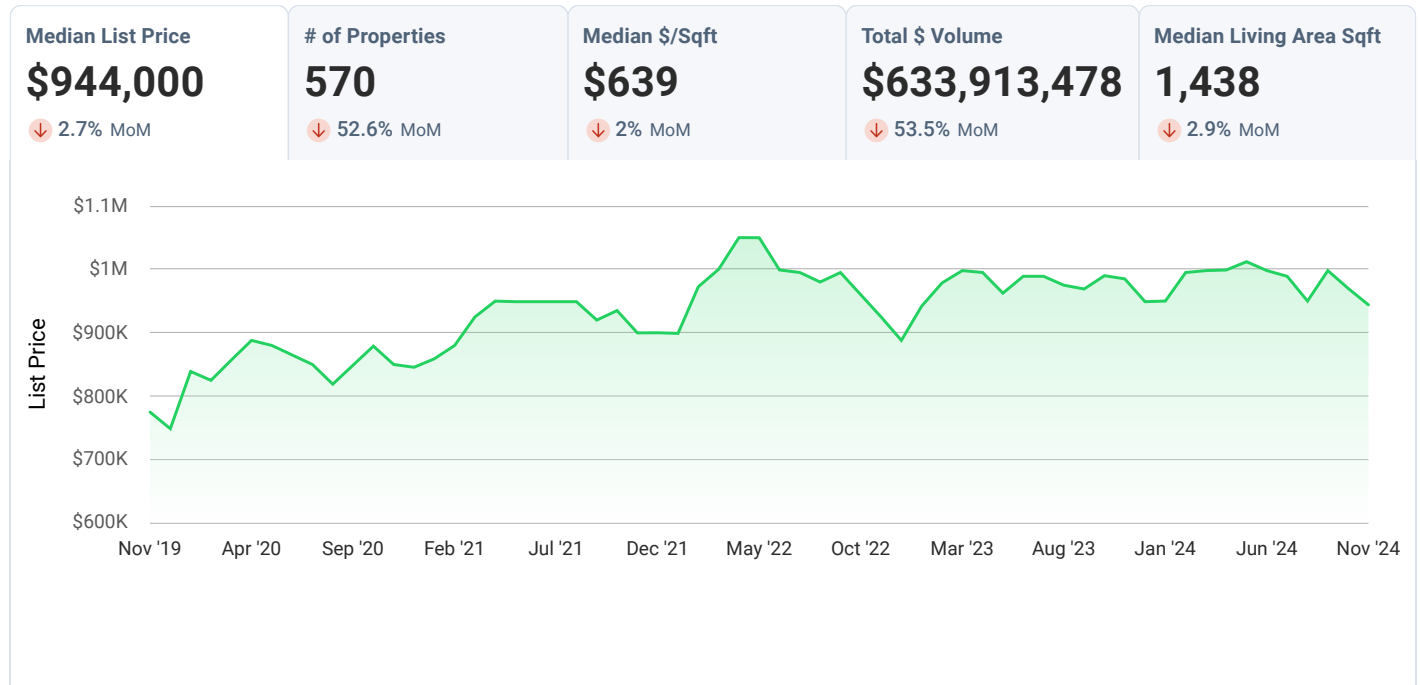
Realtors Property Resource®, LLC

Source: Public Records and Listings

New Listings

November 2024

Property Type: SF + Condo/TH/Apt



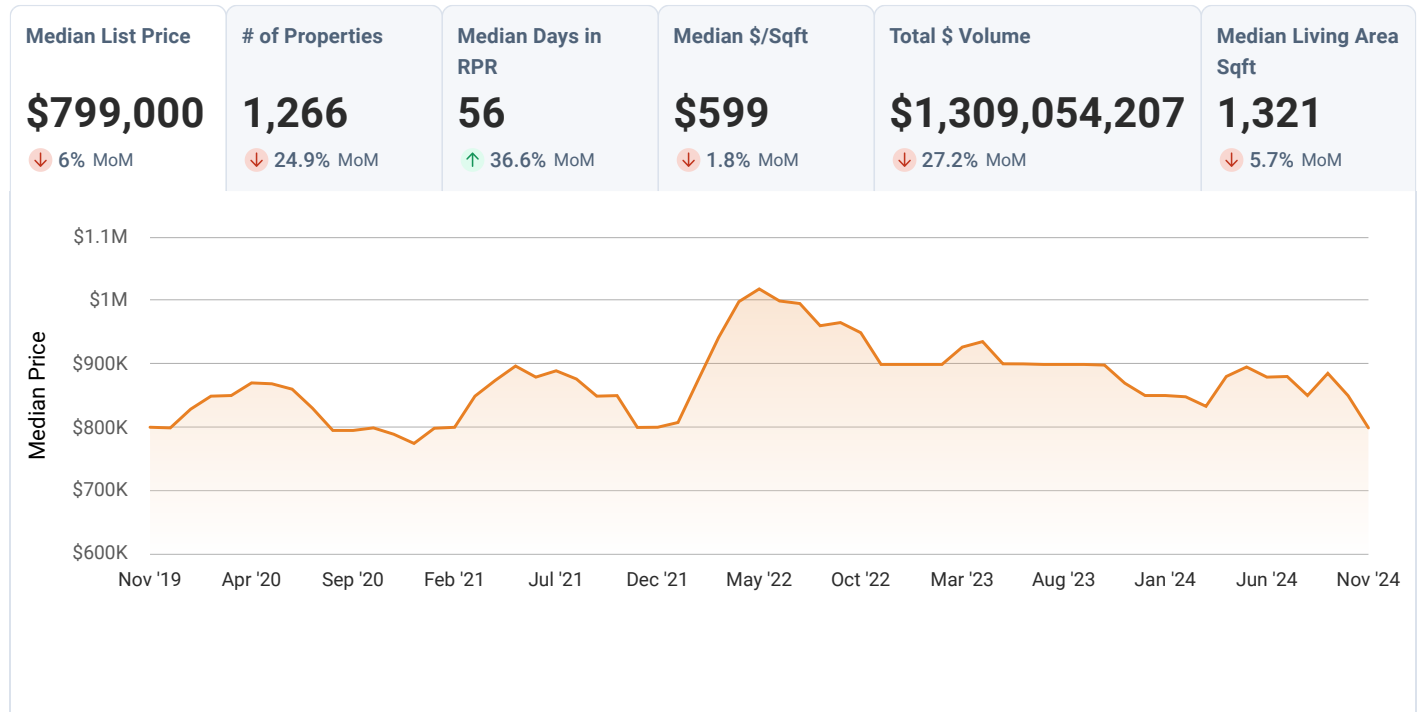
Realtors Property Resource®, LLC

Source: Listings

Active Listings

November 2024

Property Type: SF + Condo/TH/Apt



Realtors Property Resource®, LLC

Source: Listings

New Pending Listings

November 2024

Property Type: SF + Condo/TH/Apt

Median List Price	# of Properties	Median Days in RPR	Median \$/Sqft	Total \$ Volume	Median Living Area Sqft
\$995,000	717	24	\$646	\$818,748,680	1,514
↓ 0.4% MoM	↓ 29.2% MoM	↑ 60% MoM	↓ 2.4% MoM	↓ 30.1% MoM	↓ 2.3% MoM



Realtors Property Resource®, LLC

Source: Listings

Pending Listings

November 2024

Property Type: SF + Condo/TH/Apt

Median List Price	# of Properties	Median Days in RPR	Median \$/Sqft	Total \$ Volume	Median Living Area Sqft
\$942,444	714	34	\$621	\$781,061,461	1,489
↓ 5.6% MoM	↓ 15.8% MoM	↑ 126.7% MoM	↓ 4.8% MoM	↓ 21.5% MoM	↓ 3.8% MoM



Realtors Property Resource®, LLC

Source: Listings

Sold Listings

November 2024

Property Type: SF + Condo/TH/Apt

Median Sold Price	# of Properties	Avg. List to Sale Price %	Median Days in RPR	Median \$/Sqft	Total \$ Volume
\$1,150,000	767	104.94%	15	\$693	\$985,035,158
↑ 4.5% MoM	↓ 22.7% MoM	↓ 1.4% MoM	↑ 7.1% MoM	↓ 2% MoM	↓ 18.3% MoM



Realtors Property Resource®, LLC

Source: Listings

Months Supply of Inventory

November 2024

Property Type: SF + Condo/TH/Apt

Months Supply of Inventory 1.5	Last Month Change -25%	12 Month Change +18.1%
---	---	---



Realtors Property Resource®, LLC

Source: Listings

Sold Public Records

Property Type: SF + Condo/TH/Apt

There is not enough market activity at this location, [for the selected property type](#), to display data.



There must be activity on at least **3 properties** in the calendar **month** in order to calculate statistics.
Try selecting another [property type](#) or [search at a broader geographical level](#).