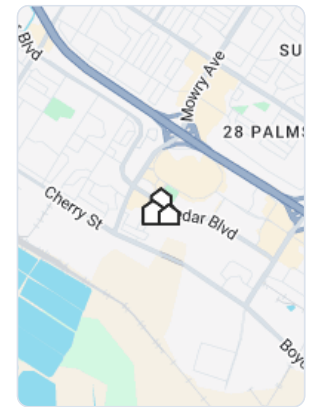


## Market Trends

Property Type: SF + Condo/TH/Apt

### November 2024

#### Market Type



#### Key Details

Months of Inventory	List to Sold Price %	Median Days in RPR	Median Sold Price
<b>0.73</b>	<b>103.7%</b>	<b>10</b>	<b>\$1,575,000</b>
↓ 37.61% MoM	↓ 0.2% MoM	↓ 9.09% MoM	↑ 4.74% MoM

Realtors Property Resource®, LLC

Source: Listings

## Median Estimated Property Value

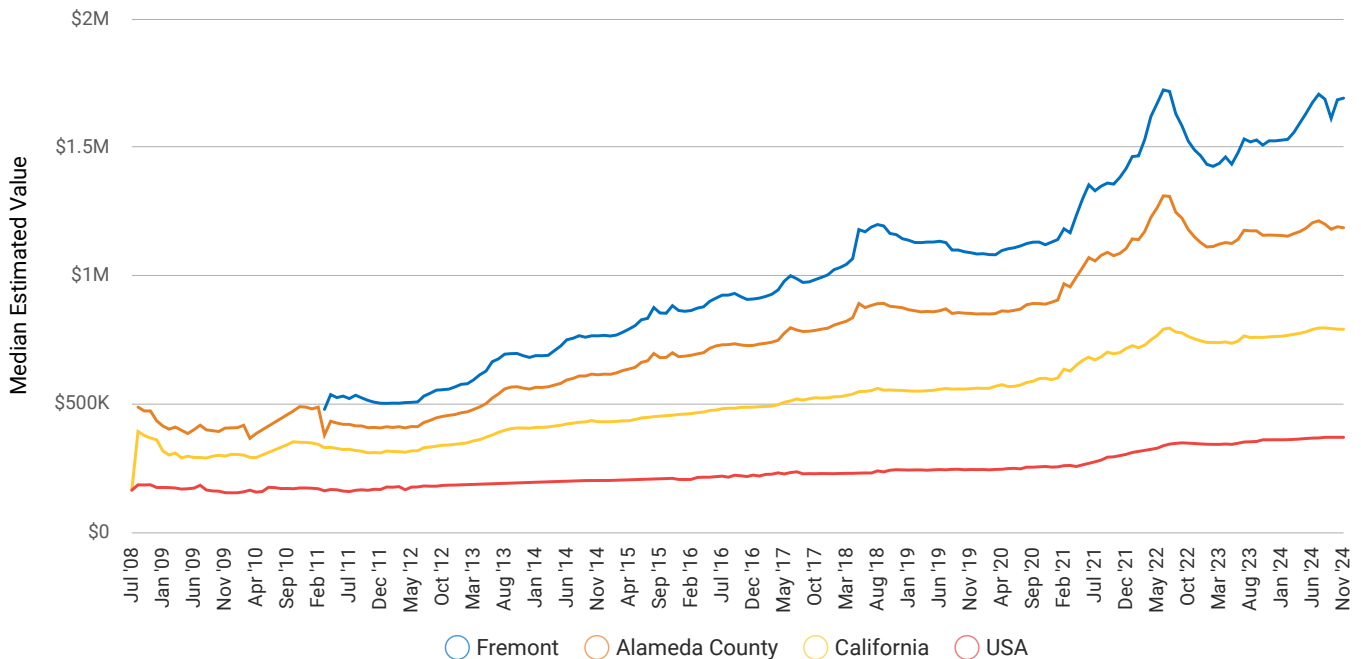
November 2024

Property Type: SF + Condo/TH/Apt

Median Estimated Value  
**\$1,690,760**

Last Month Change  
**+0.4%**

12 Month Change  
**+10.9%**



Realtors Property Resource®, LLC

Source: Public Records and Listings

### New Listings

November 2024

Property Type: SF + Condo/TH/Apt



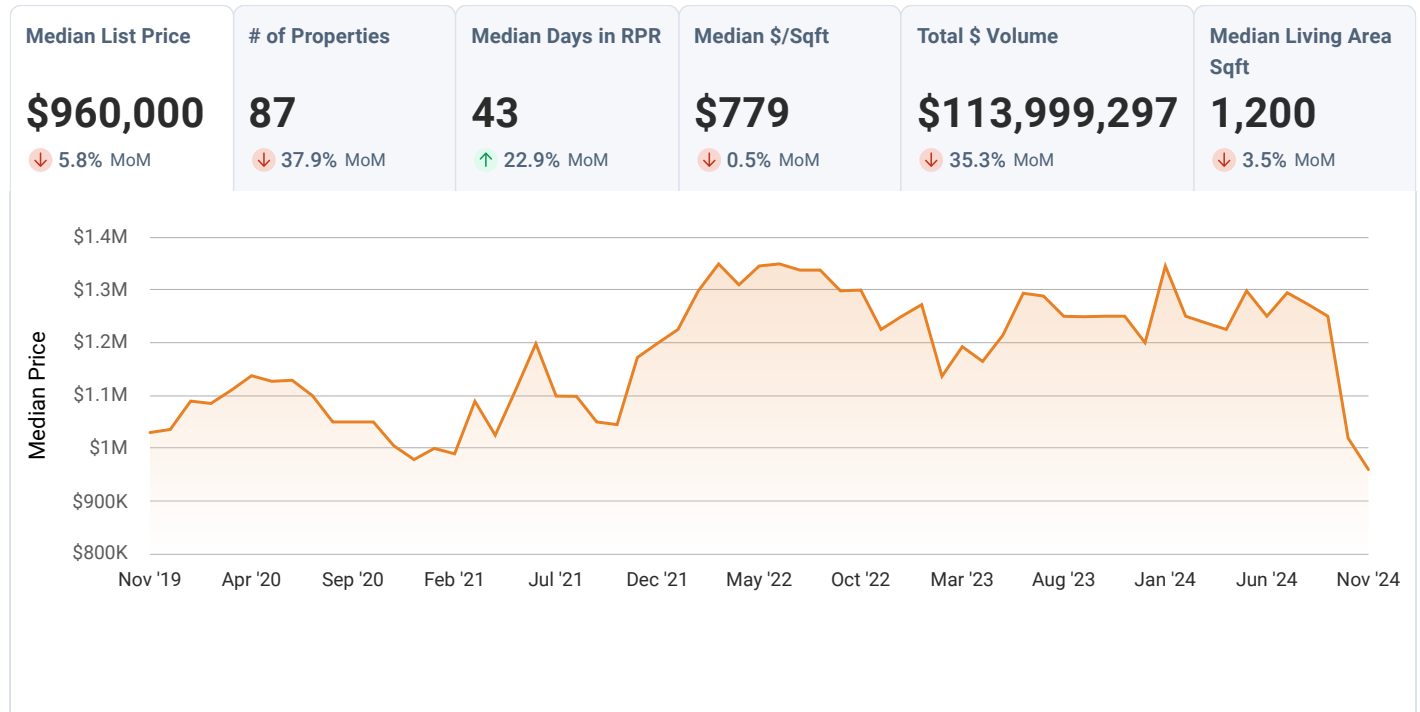
Realtors Property Resource®, LLC

Source: Listings

### Active Listings

November 2024

Property Type: SF + Condo/TH/Apt



Realtors Property Resource®, LLC

Source: Listings

### New Pending Listings

November 2024

Property Type: SF + Condo/TH/Apt

Median List Price	# of Properties	Median Days in RPR	Median \$/Sqft	Total \$ Volume	Median Living Area Sqft
<b>\$1,400,000</b>	<b>82</b>	<b>13</b>	<b>\$902</b>	<b>\$121,027,325</b>	<b>1,451</b>
↓ 6.6% MoM	↓ 39.3% MoM	↑ 18.2% MoM	↓ 9.4% MoM	↓ 41.4% MoM	↓ 1.8% MoM



Realtors Property Resource®, LLC

Source: Listings

### Pending Listings

November 2024

Property Type: SF + Condo/TH/Apt

Median List Price	# of Properties	Median Days in RPR	Median \$/Sqft	Total \$ Volume	Median Living Area Sqft
<b>\$1,385,000</b>	<b>71</b>	<b>19</b>	<b>\$871</b>	<b>\$104,072,785</b>	<b>1,469</b>
↓ 7.6% MoM	↓ 40.3% MoM	↑ 90% MoM	↓ 11.1% MoM	↓ 46% MoM	↓ 1.5% MoM



Realtors Property Resource®, LLC

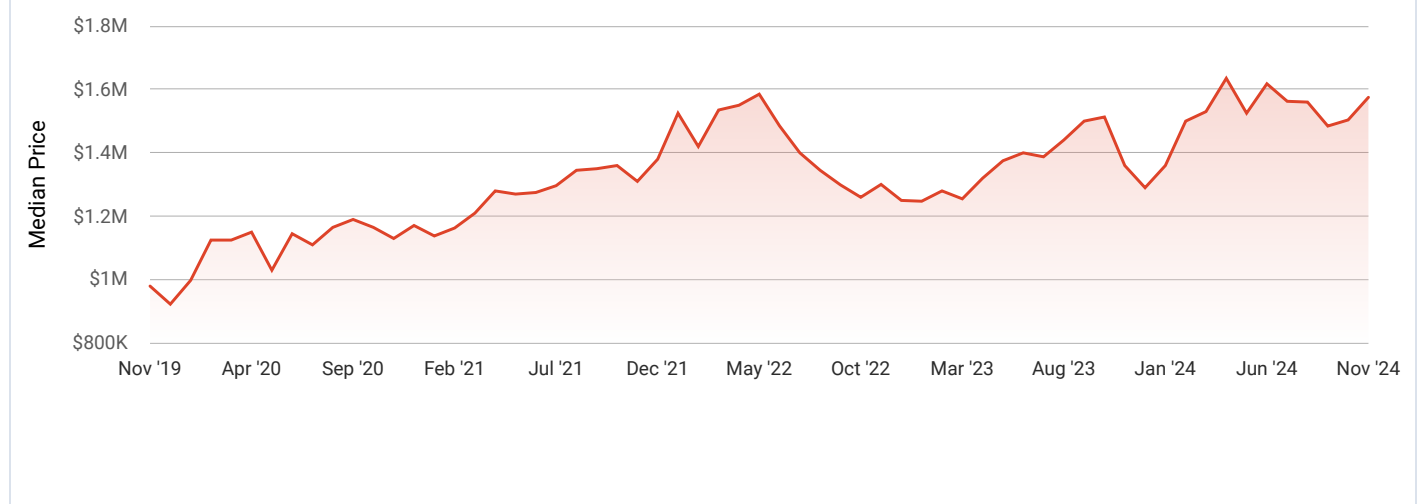
Source: Listings

## Sold Listings

November 2024

Property Type: SF + Condo/TH/Apt

Median Sold Price	# of Properties	Avg. List to Sale Price %	Median Days in RPR	Median \$/Sqft	Total \$ Volume
<b>\$1,575,000</b>	<b>120</b>	<b>103.73%</b>	<b>10</b>	<b>\$1,000</b>	<b>\$197,395,567</b>
↑ 4.7% MoM	↑ 9.1% MoM	↓ 0.2% MoM	↓ 9.1% MoM	↓ 2.3% MoM	↑ 14.9% MoM



Realtors Property Resource®, LLC

Source: Listings

## Months Supply of Inventory

November 2024

Property Type: SF + Condo/TH/Apt

<b>Months Supply of Inventory</b> <b>0.73</b>	<b>Last Month Change</b> <b>-37.6%</b>	<b>12 Month Change</b> <b>-23.2%</b>
--	---	---



Realtors Property Resource®, LLC

Source: Listings

## Sold Public Records

Property Type: SF + Condo/TH/Apt

There is not enough market activity at this location, [for the selected property type](#), to display data.



There must be activity on at least **3 properties** in the calendar **month** in order to calculate statistics.  
Try selecting another [property type](#) or [search at a broader geographical level](#).