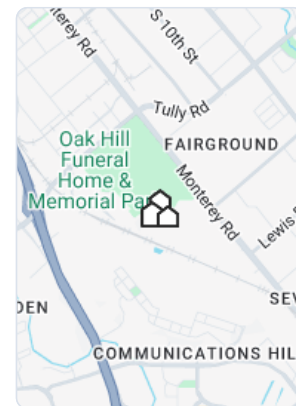


Market Trends

Property Type: SF + Condo/TH/Apt

November 2024

Market Type



Key Details

Months of Inventory 0.83 ↓ 36.64% MoM	List to Sold Price % 103.7% ↓ 0.88% MoM	Median Days in RPR 13 ↑ 30% MoM	Median Sold Price \$1,455,000 ↑ 3.23% MoM
--	--	--	--

Realtors Property Resource®, LLC

Source: Listings

Median Estimated Property Value

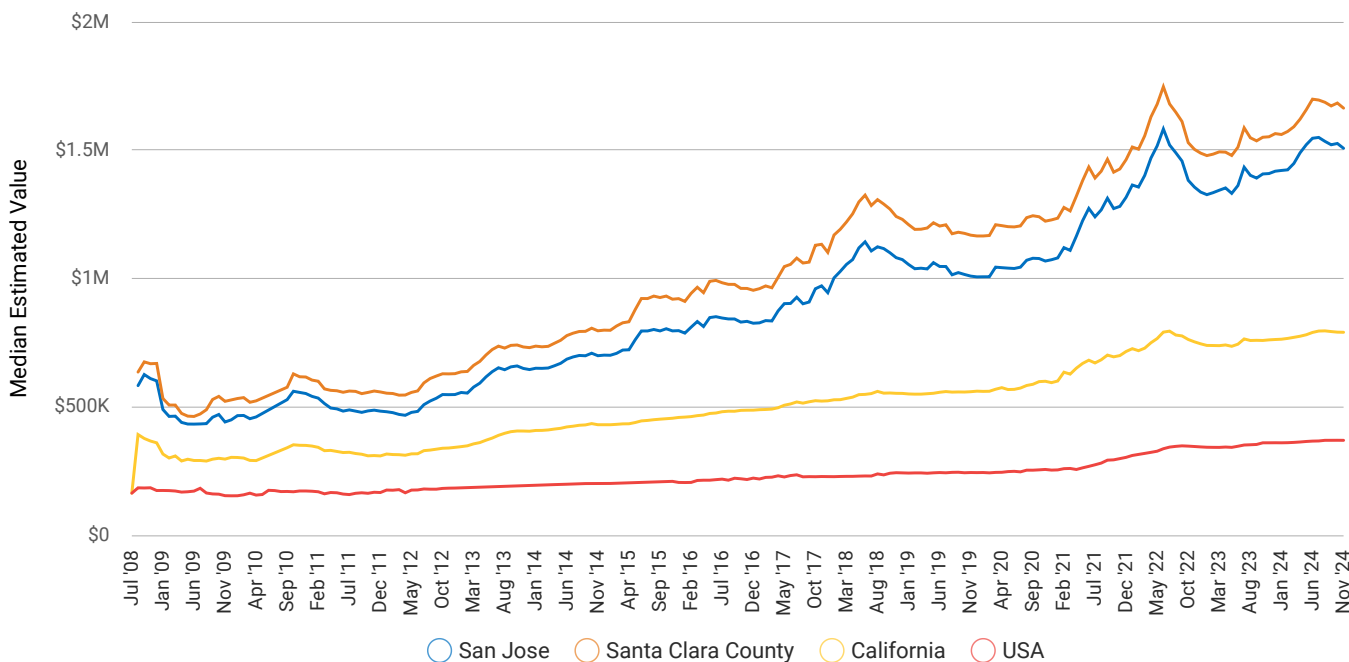
November 2024

Property Type: SF + Condo/TH/Apt

Median Estimated Value
\$1,506,840

Last Month Change
-1.2%

12 Month Change
+7%



Realtors Property Resource®, LLC

Source: Public Records and Listings

New Listings

November 2024

Property Type: SF + Condo/TH/Apt



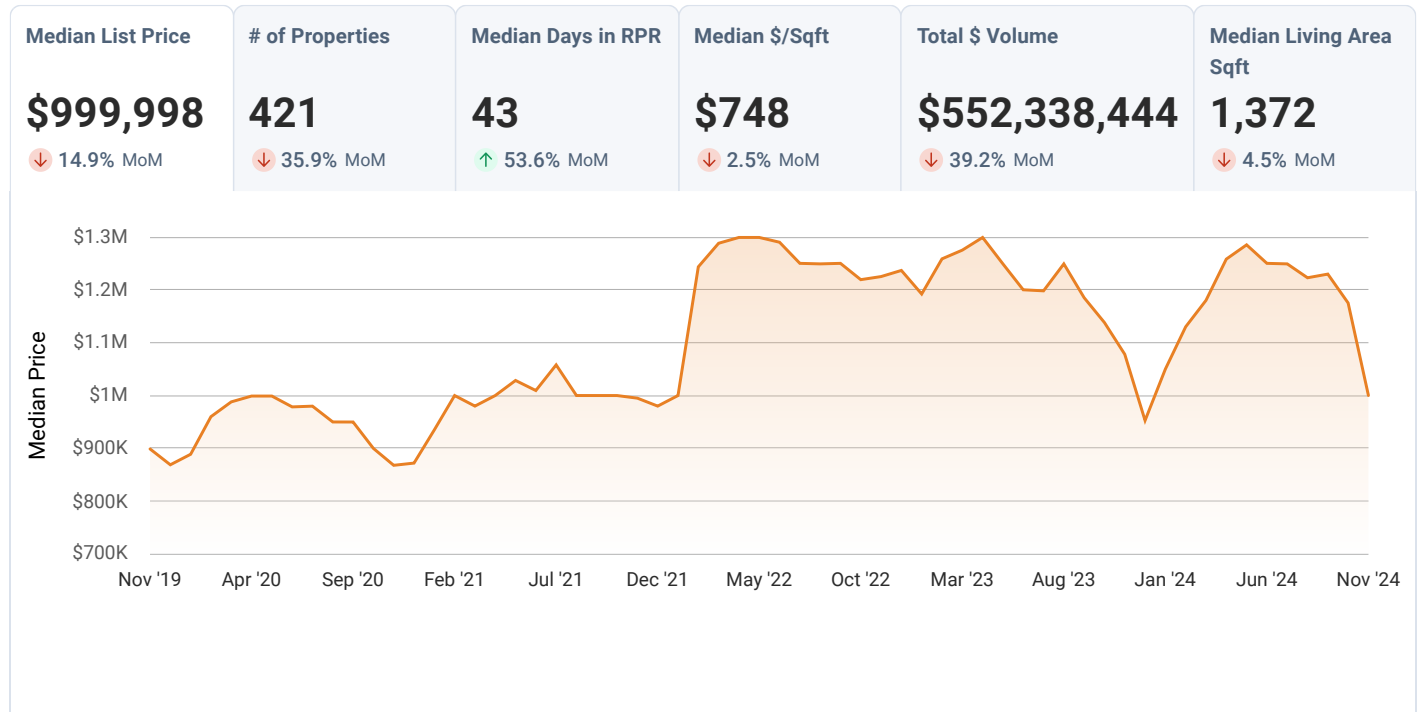
Realtors Property Resource®, LLC

Source: Listings

Active Listings

November 2024

Property Type: SF + Condo/TH/Apt



Realtors Property Resource®, LLC

Source: Listings

New Pending Listings

November 2024

Property Type: SF + Condo/TH/Apt

Median List Price	# of Properties	Median Days in RPR	Median \$/Sqft	Total \$ Volume	Median Living Area Sqft
\$1,326,999 ↓ 6.5% MoM	464 ↓ 16.7% MoM	15 ↑ 25% MoM	\$842 ↓ 4% MoM	\$660,272,719 ↓ 21.8% MoM	1,460 ↓ 9% MoM



Realtors Property Resource®, LLC

Source: Listings

Pending Listings

November 2024

Property Type: SF + Condo/TH/Apt

Median List Price	# of Properties	Median Days in RPR	Median \$/Sqft	Total \$ Volume	Median Living Area Sqft
\$1,349,944 ↓ 3.6% MoM	434 ↓ 14.9% MoM	17 ↑ 21.4% MoM	\$847 ↓ 3% MoM	\$613,767,805 ↓ 20.1% MoM	1,472 ↓ 8.3% MoM



Realtors Property Resource®, LLC

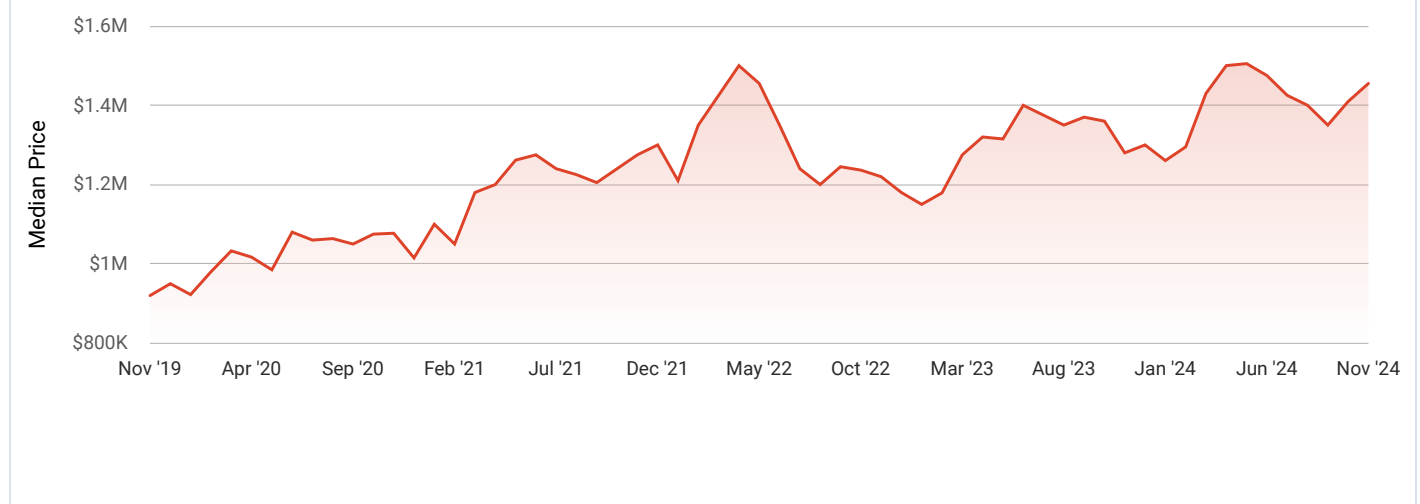
Source: Listings

Sold Listings

November 2024

Property Type: SF + Condo/TH/Apt

Median Sold Price	# of Properties	Avg. List to Sale Price %	Median Days in RPR	Median \$/Sqft	Total \$ Volume
\$1,455,000	498	103.72%	13	\$894	\$783,406,352
↑ 3.2% MoM	↓ 4.2% MoM	↓ 0.9% MoM	↑ 30% MoM	↓ 0.3% MoM	↓ 1.8% MoM



Realtors Property Resource®, LLC

Source: Listings

Months Supply of Inventory

November 2024

Property Type: SF + Condo/TH/Apt

Months Supply of Inventory 0.83	Last Month Change -36.6%	12 Month Change -25.2%
--	---	---



Realtors Property Resource®, LLC

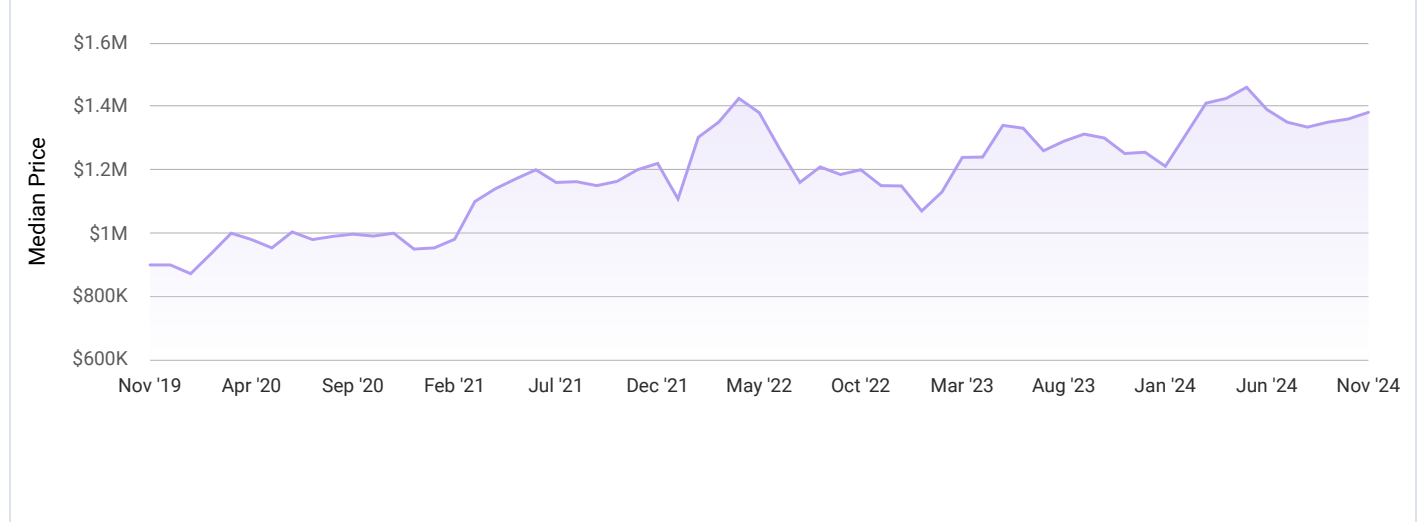
Source: Listings

Sold Public Records

November 2024

Property Type: SF + Condo/TH/Apt

Median Sold Price \$1,381,000 ↑ 1.5% MoM	# of Properties 488 ↓ 21.8% MoM	Median \$/Sqft \$901 ↑ 2% MoM	Median Living Area Sqft 1,520 ↑ 1.8% MoM	Total \$ Volume \$725,397,010 ↓ 21.1% MoM
--	---	---	--	---



Realtors Property Resource®, LLC

Source: Public Records